



ISO 9001:2008 Certified & NBA Reaccredited B. Pharm Course
Mahatma Gandhi Shikshan Mandal's

Smt. Sharadchandrika Suresh Patil College of Pharmacy

Chopda-425107. Dist. Jalgaon, (M.S.), India.

Phone / Fax No - +91-2586-222366/223150. E-mail-bpharmchopda@yahoo.com

(Affiliated to Kavayitri Bahinabai Chaudhari North Maharashtra University, Approved by Govt. of Maharashtra and Pharmacy Council of India, New Delhi.)



Dr. Suresh G. Patil
Founder President

Adv. Sandeep S. Patil
President

Dr. G. P. Vadnere
Principal

Feedback Analysis and Action Taken Report

(Academic Year 2017-2018)

This Report has been prepared by following members

Sr. No.	Name of Member	Designation
1.	Dr. S.S. Mahajan	Coordinator, IQAC
2.	Dr. A. V. Patil	Academic In charge
3.	Dr. G. P. Vadnere	Principal

Internal Quality Assurance Cell (IQAC)
Smt. Sharadchandrika Suresh Patil College of Pharmacy, Chopda

Being distinctive from its very start and founding, Smt. Sharadchandrika Suresh Patil College of Pharmacy, Chopda, has become a standard of quality and innovation for the field of education. With quality nutrition as its primary goal, the institute's IQAC has created a feedback method that begins with requesting input from diverse stakeholders using a structured rating-based feedback form. For continual improvement in curriculum creation and enrichment, the institution solicits feedback from students, instructors, alumnae, and employers. The analysis of the comments from stakeholders is summarized as follows for the period 2017-2018.

Feedback Type: Offline

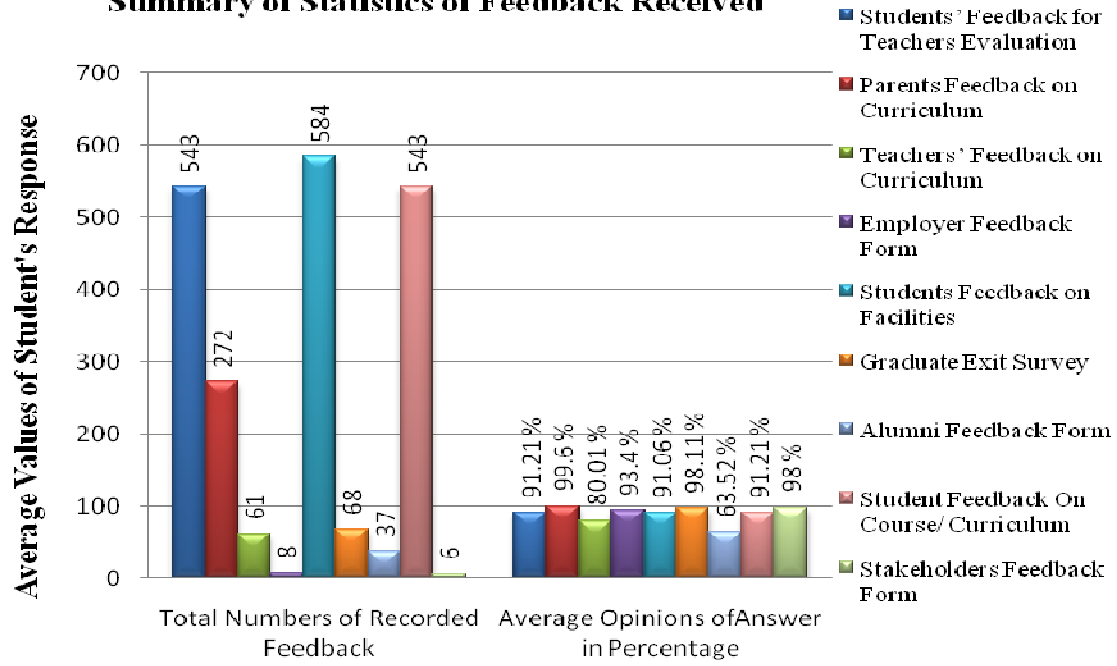
Summary of Statistics of Feedback Received

Sr. No.	Feedback Category	Total Numbers of Recorded Feedback	Average Opinions of Answer in Percentage
1.	Students' Feedback for Teachers Evaluation	543	91.21%
2.	Parents Feedback on Curriculum	272	99.6 %
3.	Teachers' Feedback on Curriculum	61	80.01 %
4.	Employer Feedback Form	08	93.4%
5.	Students Feedback on Facilities	584	91.06 %
6.	Graduate Exit Survey	68	98.11 %
7.	Alumni Feedback Form	37	63.52 %
8.	Student Feedback On Course/ Curriculum	543	91.21 %
9.	Stakeholders Feedback Form	06	98.00%

**Average Rating of All Stakeholders Feedback Response found to be 86.12 %
Scale for Opinion of All Stakeholders found to be at Rank A (100-80).**

Sr. No.	Rank divided In between %	Rank given (A to E) on basis of Statistically
1.	100-80 %	A
2.	80-60%	B
3.	60-40%	C
4.	40-20%	D
5.	20-00%	E

Summary of Statistics of Feedback Received



1. STUDENTS' FEEDBACK FOR TEACHERS EVALUATION / COURSE / CURRICULUM / ADMINISTRATION / INFRASTRUCTURE

The questionnaire is intended to collect information relating to your satisfaction towards the faculty, teaching, learning, teachers evaluation, course, curriculum, administration, infrastructure and evaluation. The information provided by you will be kept confidential and will be used as important feedback for quality improvement of the program of studies/College. They should give ranking out of 5 for each attribute mentioned below by considering that the highest number indicates the best performance as below.

Directions

For each item please indicate your level of satisfaction with the following statement by clicking a score between 1 and 5. (*1 - Average, 2 – Good, 3 – Very Good, 4 – Excellent, 5 – Outstanding*)

Category: Students' Feedback

Total number of Students' recorded feedback: 543

Total number of questions attempted:

10 (On Teachers Evaluation, Course and Academics)

06 (On Administration)

11 (On Infrastructure)

Feedback Type: Offline (From SEM 1 to 8th)

Screen Shot of Feedback Submission

ACAD-R-29	SMT. SHARADCHANDRIKA SURESH PATIL COLLEGE OF PHARMACY, CHOPDA
STUDENT FEEDBACK FORM	
Page 01/02	

Class: First Year

Semester: I

Academic Year: 2017-2018

Student should express their views without any reservations. This Feedback will be used to improve the teaching learning and general administration process of the institute. They should give ranking out of 5 for each attribute mentioned below by considering that the highest number indicates the best performance as below.

A) ACADEMICS

1- Not Satisfactory 2- Satisfactory 3- Good 4- Very Good 5- Excellent

Sr. No.	Attributes	Name of Subject Taught											
		BP101T	BP102T	BP103T	BP104T	BP105T	BP107P	BP108P	BP109P	BP110P	BP111P	BP106RBT BP112RBP	BP106RNT
1	Teaching Course Material & Lecture Preparation	5	5	5	5	4	5	5	4	5	5	4	5
2	Presentation Skills & Effectiveness	5	5	5	5	4	5	5	5	5	5	5	4
3	Technical Competence / Core Knowledge	5	4	5	5	4	5	4	5	5	5	5	4
4	Practical approach in conducting practical's / Theory & Innovation.	5	5	5	5	4	5	5	5	5	5	5	4
5	Fairness in internal assessment & evaluation	4	4	5	4	5	5	5	5	4	5	5	4
6	Punctuality / Regularity	4	5	5	4	5	5	5	5	5	5	5	5
7	Problem solving & Interaction with Students	4	4	5	4	5	4	5	5	5	4	5	4
8	Personal Counseling & guidance	5	5	5	5	5	5	5	5	5	5	5	4
9	Coverage of Syllabus	5	4	5	3	4	5	5	5	4	5	5	5
10	Use of Audio / Video teaching aids	5	5	5	4	4	4	5	5	5	4	5	4

General Suggestions regarding academics, if any:

Boy's common room

B) ADMINISTRATION

1 -Not Satisfactory 2- Satisfactory 3- Good 4- Very Good 5- Excellent

Sr. No.	Attributes	Give Rating (out of 5)
1	Admin	5
2	Student section	5
3	Exam section	4
4	Housekeeping	5
5	Infrastructure	4
6	General Facilities	5

c) LIBRARY

Sr. No.	Attributes	Give Rating (out of 5)
1	Library Resources	5
2	Library Services	4
3	Library Staff	4

D) TRAINING AND PLACEMENT

Sr. No.	Attributes	Give Rating (out of 5)
1	Faculty/ Institute Efforts towards Recruitment	5
2	Training / Internship / Guest Lectures / Industrial Visits	4

Any other suggestions:

arrange the sports activities

Tabular Analysis of Students' Feedback Academics on basis of Questions

A) ACADEMICS

1- Not Satisfactory 2- Satisfactory 3- Good 4- Very Good 5- Excellent

Sr. No.	Attributes	No. of Subjects	No. of Students	Total rating (combined for 11 Subjects)	Average Rating	% Ratings
1.	Teaching Course Material & Lecture Preparation	12	543	5130	4.5	90 %
2.	Presentation Skills & Effectiveness	12	543	5210	4.57	90 %
3.	Technical Competence / Core Knowledge	12	543	5100	4.47	88 %
4.	Practical approach in conducting practical's / Theory & Innovation.	12	543	5140	4.53	90 %
5.	Fairness in internal assessment & evaluation	12	543	5125	4.49	88 %
6.	Punctuality / Regularity	12	543	5035	4.41	88 %
7.	Problem solving & Interaction with Students	12	543	5045	4.25	84 %
8.	Personal Counseling & guidance	12	543	5400	4.73	94 %
9.	Coverage of Syllabus	12	543	4845	4.25	84 %
10.	Use of Audio / Video teaching aids	12	543	5045	4.42	88 %
*	Average of All Ratings			4.02		80.4 %

B) ADMINISTRATION

1 -Not Satisfactory 2- Satisfactory 3- Good 4- Very Good 5- Excellent

Sr. No.	Attributes	No. of Students	Total Rating	Average Rating	% Ratings
1.	Admin	543	444	4.67	92 %
2.	Student section	543	423	4.45	88 %
3.	Exam section	543	441	4.64	92 %
4.	Housekeeping	543	439	4.6	92 %
5.	Infrastructure	543	436	4.58	90 %
6.	General Facilities	543	434	4.56	90 %
*	Average of All Ratings		4.5		90 %

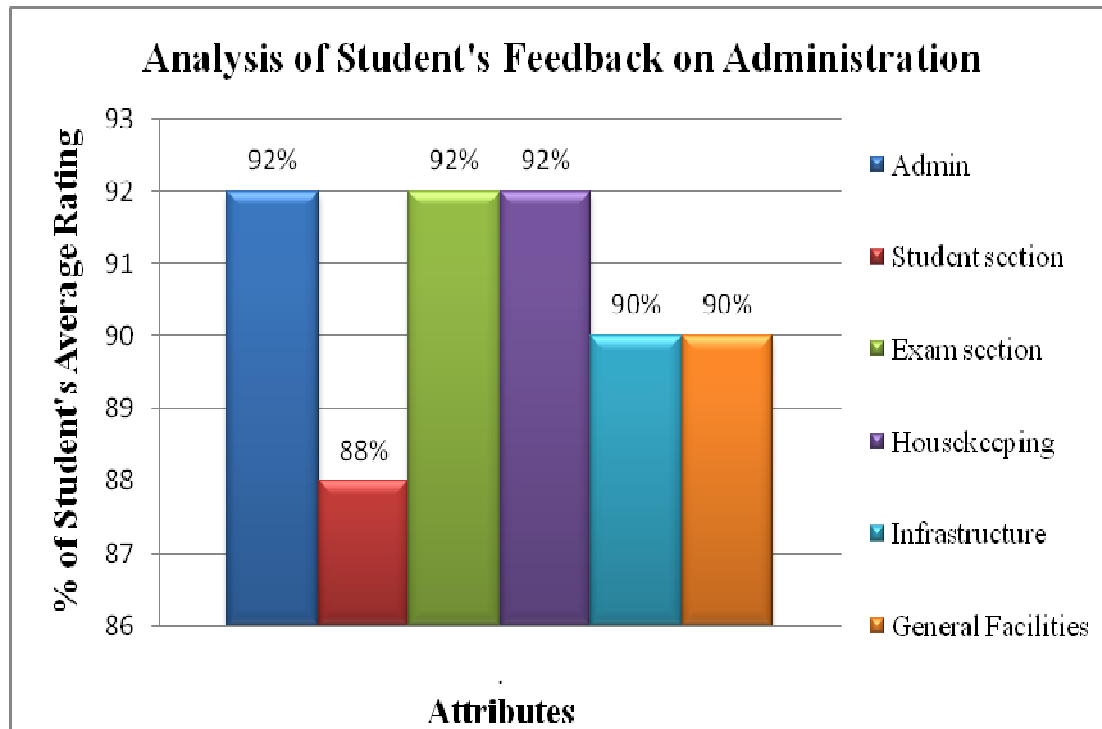
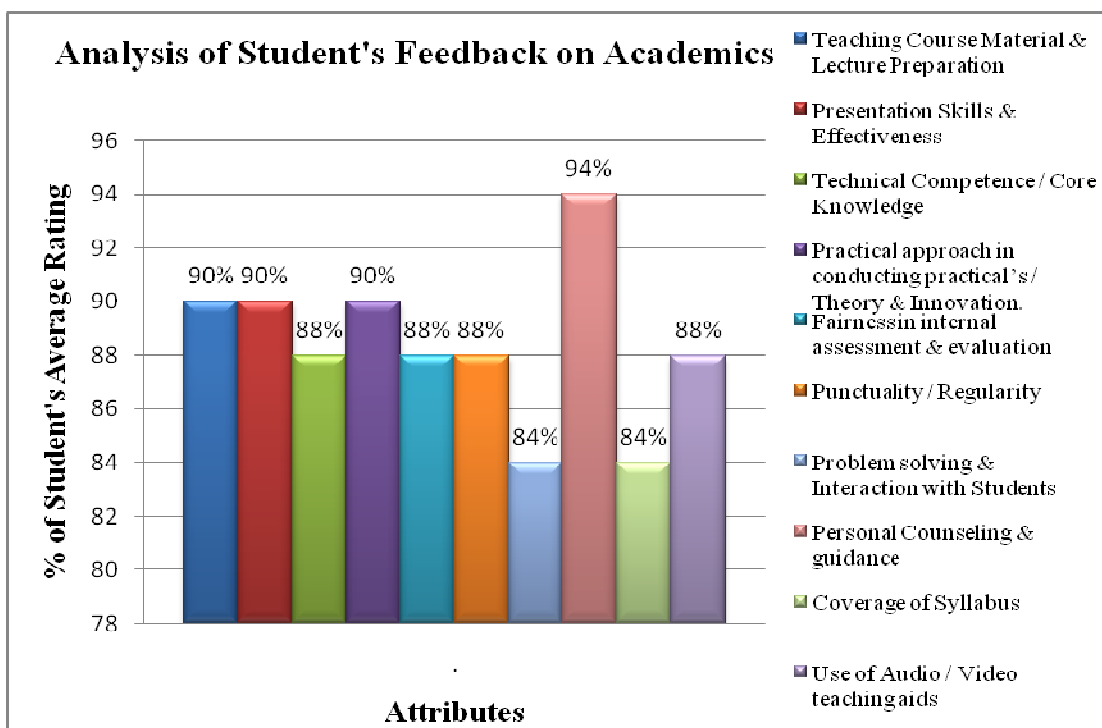
C) LIBRARY

Sr. No.	Attributes	No. of Students	Total Rating	Average Rating	% Ratings
1.	Library Resources	543	445	4.68	92 %
2.	Library Services	543	421	4.43	88 %
3.	Library Staff	543	441	4.64	92 %
*	Average of All Ratings		4.5		

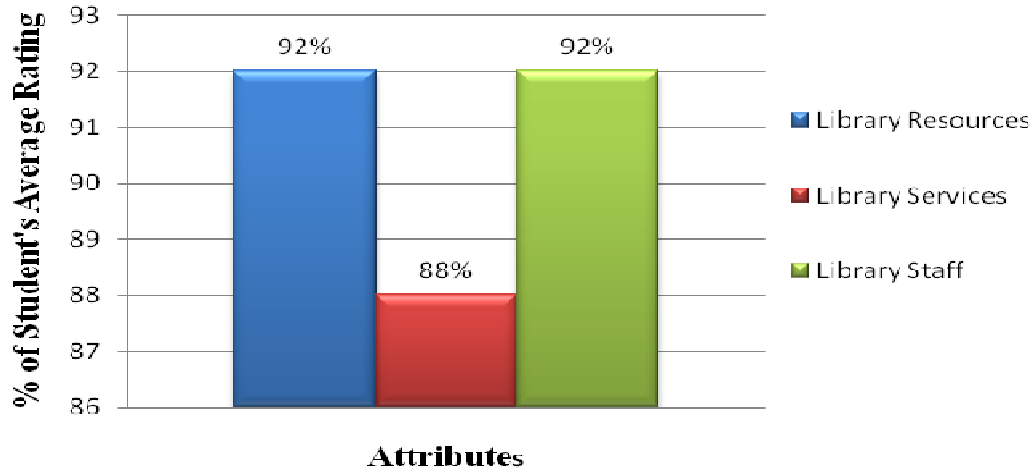
D) TRAINING AND PLACEMENT

Sr. No.	Attributes	No. of Students	Total Rating	Average Rating	% Ratings
1.	Faculty/ Institute Efforts towards Recruitment	543	450	4.7	92 %
2.	Training / Internship / Guest Lectures / Industrial Visits	543	447	4.7	88 %
*	Average of All Ratings		4.7	94 %	

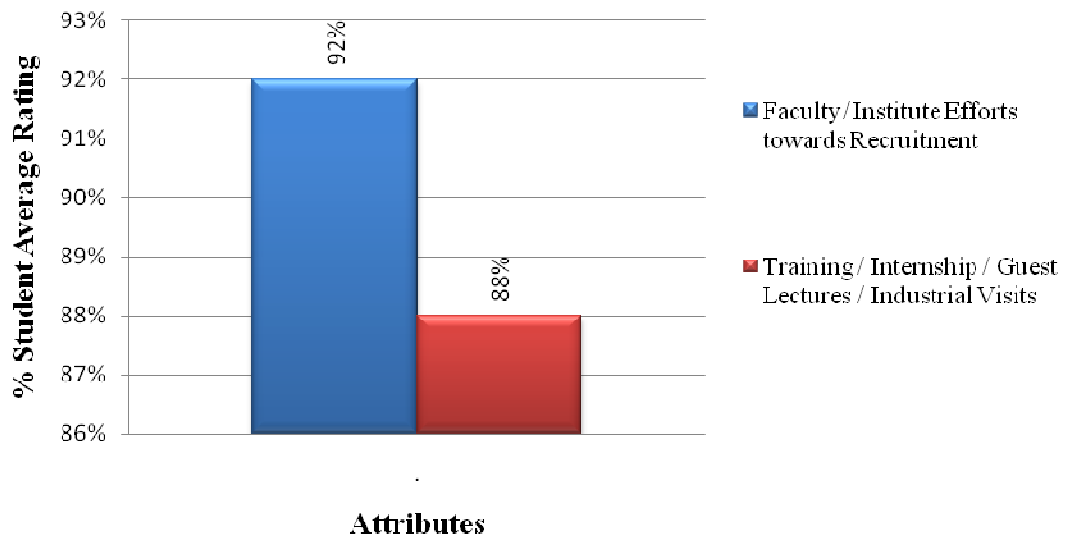
Graphical Analysis of Students' Feedback Response for Teachers Evaluation on Course / Curriculum / Administration / Infrastructure



Analysis of Student's Feedback on Library



Analysis of Student's Feedback on Training and Placement



OBSERVATION AND ACTION TAKEN FROM ABOVE ANALYSIS

Analysis Report on the Students' Feedback for Teacher's Evaluation / Course / Curriculum / Administration / Infrastructure

We have received feedback from 543 numbers of Students' through offline process.

Average Rating of Teachers' Feedback Response found to be at 94 %

Scale for Opinion of Teachers' found to be at Rank A (100-80).

The following are observations on Students' Feedback for Teachers Evaluation

1. Use of Digital Boards.
2. Use of animated videos during lectures.
3. Repairing of fans.
4. Water cooler.

Action Taken on Feedback

1. Developed and utilized digital smart class rooms for students.
2. Use animated videos for concept clearance.
3. Repaired fans.
4. Started water Cooler Facility.

2. TEACHERS' FEEDBACK ON CURRICULUM

Category: Teachers' Feedback on Curriculum

Total number of Teachers' recorded feedback: 61

Total number of questions attempted: 19

Feedback Type: Offline

Screen Shot of Online Feedback Submission

ACAD-R-29	SMT. SHARADCHNADRIKA SURESH PATIL COLLEGE OF PHARMACY, CHOPDA		
TEACHER FEEDBACK ON CURRICULUM Academic Year: 2017-2018			
Course: B. Pharmacy	Class: F. Y. B. Pharmacy		Semester: I
<p>This questionnaire is intended to collect information relating to your satisfaction towards the curriculum. The information provided by you will be used as important feedback for quality improvement of the course/ syllabus/ curriculum.</p> <p>Directions: For each item please indicate your level of satisfaction with the following statement by clicking a score between 1 and 5. (1 - Average, 2 - Good, 3 - Very Good, 4 - Excellent, 5 - Outstanding)</p>			

Questions	BP101T	BP102T	BP103T	BP104T	BP105T	BP106T	BP107T	BP108T	BP109T	BP110T	BP111T	BP108BT	BP112BT	BP109BT
Syllabus is suitable to the course	4	5	4	5	4	5	4	5	4	5	4	4	5	5
Syllabus is need based.	5	4	4	5	4	4	5	4	5	4	5	5	4	4
Aims and objectives of the syllabi are well defined and clear to teachers and students.	4	5	4	4	4	5	5	4	5	4	5	5	4	4
Course content is followed by corresponding reference materials.	4	4	5	4	5	4	5	4	4	5	4	4	4	4
Sufficient number of prescribed books are available in the Library.	5	5	4	4	4	4	4	4	5	4	4	4	5	5
The course/syllabus has good balance between theory and application.	5	4	4	5	4	4	5	5	4	5	5	5	5	5
The course/syllabus has made me interested in the subject area.	4	5	4	4	5	4	5	4	5	5	5	4	5	5
The course/syllabus of this subject increased my knowledge and perspective in the subject area.	4	5	4	4	4	4	4	5	4	5	4	4	5	5
The course/programme of studies carries sufficient number of optional papers	5	4	4	5	5	4	5	5	5	4	5	5	5	5
The books prescribed/listed as reference materials are relevant, updated and appropriate.	5	4	5	4	5	5	4	5	4	5	5	5	5	5

Infrastructural facilities, such as teacher's rooms/cumels, class rooms, reading rooms and toilets are available in the Department.	4	5	4	5	4	5	4	4	4	4	4	5
Staff canteen is available at the faculty level.	5	5	4	4	5	4	4	5	5	4	5	4
Tests and examinations are conducted well in time with proper coverage of all units in the syllabus.	5	4	5	4	4	5	4	5	4	4	5	4
I have the freedom to adopt new techniques/strategies of teaching such as seminar presentations, group discussions and learners' participation.	4	5	4	4	5	4	4	5	5	4	4	4
I have the freedom to adopt/adapt new techniques/strategies of testing and assessment of students.	4	5	4	5	4	4	4	5	4	5	4	5
The environment in the department is conducive to teaching and research.	4	5	4	5	4	5	4	4	5	4	5	4
The administration is teacher friendly. The University provides adequate and smooth support for projects and research facilities.	5	4	4	5	4	5	4	5	4	5	4	5
The University provides adequate funding and support to faculty members for upgrading their skills and qualifications.	4	5	4	4	5	4	4	5	4	5	4	4
Provisions for professional development are non-discriminatory and fair.	5	4	4	5	4	4	4	5	4	5	5	4

General Suggestions if any

Cold water not available

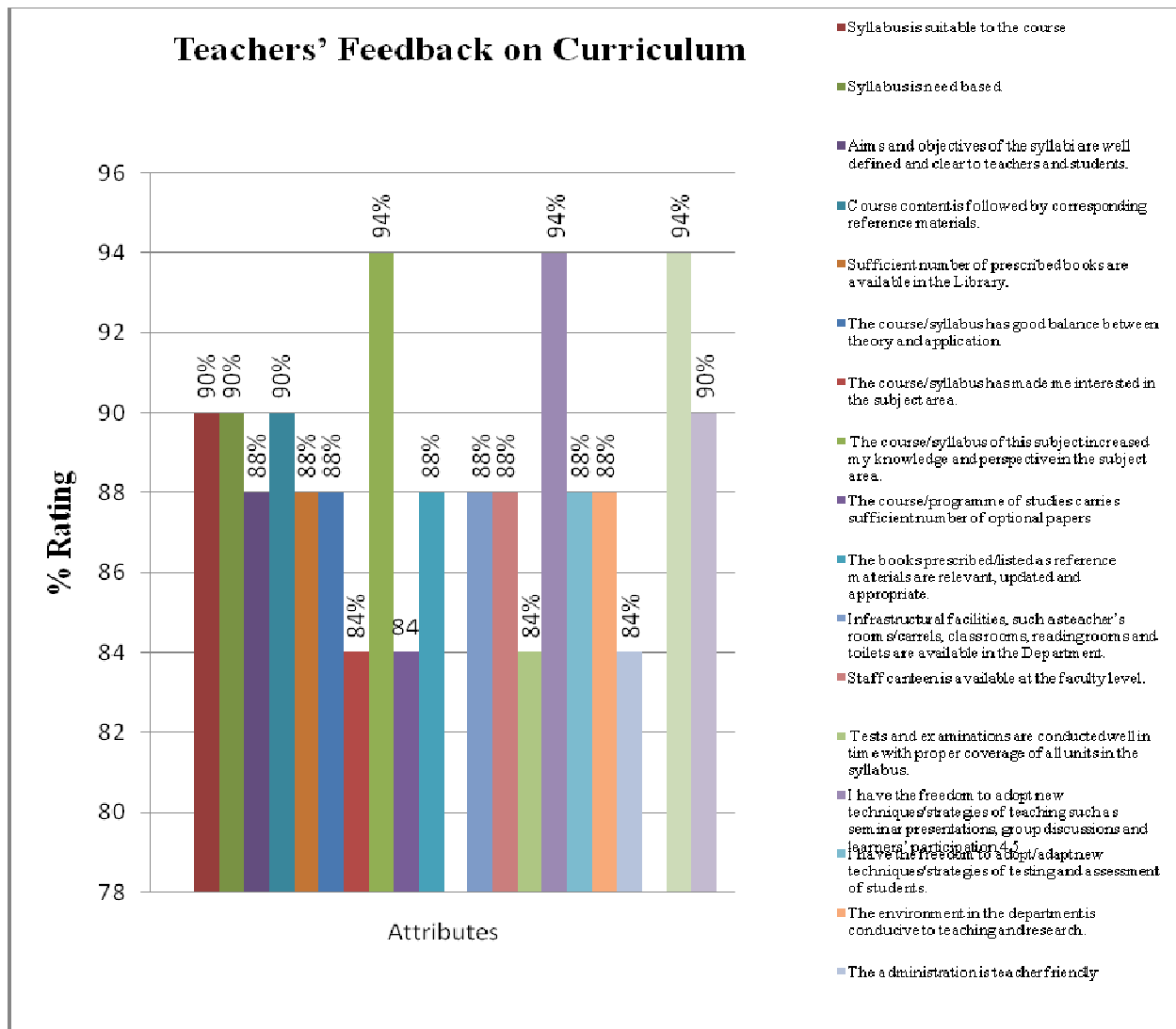


Tabular Analysis of Teachers' Feedback on Curriculum Response

Sr. No.	Attributes	No. of Subjects	No. of Students	Total Rating	Average Rating	% Ratings
1.	Syllabus is suitable to the course	85	61	305	4.5	90 %
2.	Syllabus is need based.	85	61	305	4.57	90 %
3.	Aims and objectives of the syllabi are well defined and clear to teachers and students.	85	61	305	4.47	88 %
4.	Course content is followed by corresponding reference materials.	85	61	305	4.53	90 %
5.	Sufficient number of prescribed books are available in the Library.	85	61	305	4.49	88 %
6.	The course/syllabus has good balance between theory and application.	85	61	305	4.41	88 %
7.	The course/syllabus has made me interested in the subject area.	85	61	305	4.25	84 %
8.	The course/syllabus of this subject increased my knowledge and perspective in the subject area.	85	61	305	4.73	94 %
9.	The course/programme of studies carries sufficient number of optional papers	85	61	305	4.25	84 %
10.	The books prescribed/listed as reference materials are relevant, updated and appropriate.	85	61	305	4.42	88 %
11.	Infrastructural facilities, such as teacher's rooms/carrels, class rooms, reading rooms and toilets are available in the Department.	85	61	305	4.49	88 %
12.	Staff canteen is available at the faculty level.	85	61	305	4.41	88 %

13.	Tests and examinations are conducted well in time with proper coverage of all units in the syllabus.	85	61	305	4.25	84 %
14.	I have the freedom to adopt new techniques/strategies of teaching such as seminar presentations, group discussions and learners' participation.4.5	85	61	305	4.73	94 %
15.	I have the freedom to adopt/adapt new techniques/strategies of testing and assessment of students.	85	61	305	4.49	88 %
16.	The environment in the department is conducive to teaching and research.	85	61	305	4.41	88 %
17.	The administration is teacher friendly The University provides adequate and smooth support for projects and research facilities.	85	61	305	4.25	84 %
18.	The University provides adequate funding and support to faculty members for upgrading their skills and qualifications.	85	61	305	4.73	94 %
19.	Provisions for professional development are non-discriminatory and fair.	85	61	305	4.55	90 %
*	Average of All Ratings				4.0	80.1 %

Graphical Analysis of Teachers' Feedback Response for Curriculum Evaluation



OBSERVATION AND ACTION TAKEN FROM ABOVE ANALYSIS

Analysis Report on the Teachers' Feedback on Curriculum Response Received

We have received feedback from 61 numbers of Teachers' through offline process.

*Average Rating of Teachers' Feedback Response found to be at **80.01%***

Scale for Opinion of Teachers' found to be at Rank A (100-80).

The following are the observations on Teachers' Feedback on Curriculum

1. Seminars/conferences on Review and Research papers can be organized.
2. A study group be formed to regulate the new challenges occurred in the form of change in Exam Pattern by PCI.
3. Students' interaction with industries should be increased.

Action taken against Feedback

1. Seminars/conferences under the topic of current trends in field of pharmaceuticals to emerge Review and Research papers organized.
2. A study group be formed under existing local guardian to regulate new type offset in study system.
3. Arranged industrial visits and Training compulsory minimum for one month.

3. PARENTS' FEEDBACK ON CURRICULUM

Category: Parents' Feedback on Curriculum

Total number of Parents' recorded feedback: 272

Total number of questions attempted: 10

Feedback Type: Offline

Screen Shot of offline Feedback Submission

Chopda Tal. Chopda Dist. Jalgaon, Maharashtra- 425 107

PARENT FEEDBACK FORM
Academic Year 2017 -2018

PARENT NAME (पालकाचे नाव) : _____

CLASS: FIRST YEAR B. PHARMACY
NAME OF STUDENT: _____
(पाल्याचे नाव व वर्ग)

MOBILE NO. (फोन नं.) _____

NOTE: Smt. Sharadchandrika Suresh Patil College of Pharmacy, Chopda strives to provide education as per the changing needs of society and Students. Parents are important stakeholders of education, therefore their satisfaction is important to us. Parents are requested to give their feedback on the following features/facilities college is providing to their ward. Please rate each feature and assign numbers according to the following response scheme.

(बीमती. शरदचंद्रिका सुरेश पाटील कॉलेज ऑफ फार्मसी, चोपडा हे समाज आणि विद्यार्थ्यांच्या बदलत्या गरजांनुसार शिक्षण देण्याचा प्रयत्न करते. पालक हे शिक्षणाचे महत्वाचे भागधारक आहेत, म्हणून त्यांचे समाधान आपल्यासाठी महत्वाचे आहे. पालकांना विनंती करण्यात आली आहे की त्यांनी त्यांच्या बॉईला कॉलेज देत असलेल्या खालील वैशिष्ट्ये/सुविधांबद्दल त्यांचा अभिप्राय द्यावा. कृपया प्रत्येक वैशिष्ट्याला रेट करा आणि खालील प्रतिसाद योजनेनुसार रूमांक द्या.)

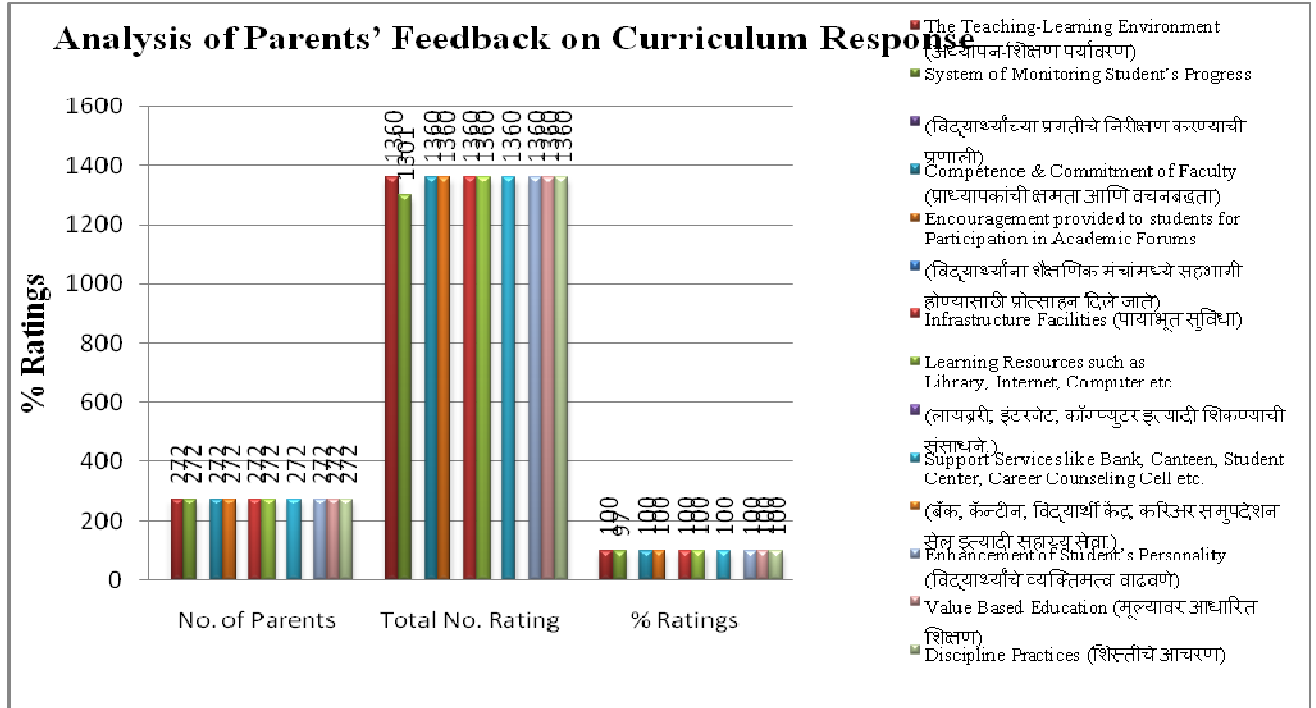
Sr. No.	Features	5	4	3	2	1
1	The Teaching-Learning Environment (अध्यापन-शिक्षण पर्यावरण)					
2	System of Monitoring Student's Progress (विद्यार्थ्यांच्या प्रगतीचे निरीक्षण करण्याची प्रणाली)					
3	Competence & Commitment of Faculty (प्राध्यापकांची अमत्ता आणि वचनबद्धता)					
4	Encouragement provided to students for Participation in Academic Forums (विद्यार्थ्यांना शैक्षणिक मंचांमध्ये सहभागी होण्यासाठी प्रोत्साहन दिले जाते)					
5	Infrastructure Facilities (पायाभूत सुविधा)					
6	Learning Resources such as Library, Internet, Computer etc. (ज्ञानस्रोत, इंटरनेट, कॉम्प्युटर इत्यादी शिकण्याची संधी.)					
7	Support Services like Bank, Canteen, Student Center, Career Counseling Cell etc. (बँक, कॅन्टीन, विद्यार्थी केंद्र, करिअर सल्लागार सेल इत्यादी सहस्य सेवा.)					
8	Enhancement of Student's Personality (विद्यार्थ्यांचे व्यक्तिमत्त्व वाढवणे)					
9	Value Based Education (मुल्यावर आधारित शिक्षण)					
10	Discipline Practices (शिष्टीचे आचरण)					

Any other suggestions: _____
(दरद कोणत्याही सूचना सादल्यात)

Tabular Analysis of Parents' Feedback on Curriculum Response

Sr. No.	Attributes	No. of Parents	Total No. Rating	Average Rating	% Ratings
1.	The Teaching-Learning Environment (अध्यापन-शिक्षण पर्यावरण)	272	1360	5.0	100 %
2.	System of Monitoring Student's Progress (विद्यार्थ्यांच्या प्रगतीचे निरीक्षण करण्याची प्रणाली)	272	1301	4.7	97 %
3.	Competence & Commitment of Faculty (प्राध्यापकांची क्षमता आणि वचनबद्धता)	272	1360	5.0	100 %
4.	Encouragement provided to students for Participation in Academic Forums (विद्यार्थ्यांना शैक्षणिक मंचांमध्ये सहभागी होण्यासाठी प्रोत्साहन दिले जाते)	272	1360	5.0	100 %
5.	Infrastructure Facilities (पायाभूत सुविधा)	272	1360	5.0	100 %
6.	Learning Resources such as Library, Internet, Computer etc. (लायब्ररी, इंटरनेट, कॉम्प्युटर इत्यादी शिकण्याची संसाधने.)	272	1360	5.0	100 %
7.	Support Services like Bank, Canteen, Student Center, Career Counseling Cell etc. (बँक, कॅन्टीन, विद्यार्थी केंद्र, करिअर समुपदेशन सेल इत्यादी सहाय्य सेवा.)	272	1360	5.0	100 %
8.	Enhancement of Student's Personality (विद्यार्थ्यांचे व्यक्तिमत्व वाढवणे)	272	1360	5.0	100 %
9.	Value Based Education (मूल्यावर आधारित शिक्षण)	272	1360	5.0	100 %
10.	Discipline Practices (शिस्तीचे आचरण)	272	1360	5.0	100 %
*	Average of All Ratings			99.6 %	

Graphical Analysis of Parents' Feedback Response for Curriculum Evaluation



OBSERVATION AND ACTION TAKEN FROM ABOVE ANALYSIS

Analysis Report on the Parents' Feedback on Curriculum Received

We have received feedback from 61 numbers of Teachers' through offline process.

Average Rating of Parents Response found to be at 99.6 %Scale for Opinion of College' found to be at Rank A (100-80).

The following are the observations on Parents' Feedback on Curriculum

1. Conduct the placement opportunities.
2. Request to update teaching and learning tools.
3. Available cold drinking water in summer.

Action taken against Feedback

1. Arranged No. of Campus drives in Collaboration with several reputed pharmacy industries.
2. Updated in smart learning form.
3. Done with Availability of cool water.

4. EMPLOYER FEEDBACK

Category: Employer Feedback


Total number of Employer recorded feedback: 08

Total number of questions attempted: 08

Feedback Type: Offline

Screen Shot of Feedback Submission

ISO 9001:2008 Certified & NBA Accredited B.Pharm Course



Mahatma Gandhi Shikshan Mandal's
SMT. SHARADCHANDRIKA SURESH PATIL COLLEGE OF PHARMACY
 Chopda Tal. Chopda Dist. Jalgaon, Maharashtra- 425 107

EMPLOYER FEEDBACK FORM

ACADEMIC YEAR 2017-2018

EMPLOYER NAME: Mr. Manish Kumar Jain

ORGANIZATION/COMPANY: Lupin Pvt Ltd. Lardia Mang Indore.

POSITION: HR Manager.

PHONE NO.: 912266402323. hr@lupin.com.

MOBILE NO. —

Dear Employer,

Many graduates of our College, Smt. Sharadchandrika Suresh Patil College of Pharmacy, Chopda are already working in your organization. We are thankful to you for providing them employment with your prestigious Company/Organization. We shall very much appreciate and be grateful to you if you can spare some of your valuable time to fill up this feedback form. It will help us to improve the Institute further and give you better employees in future.

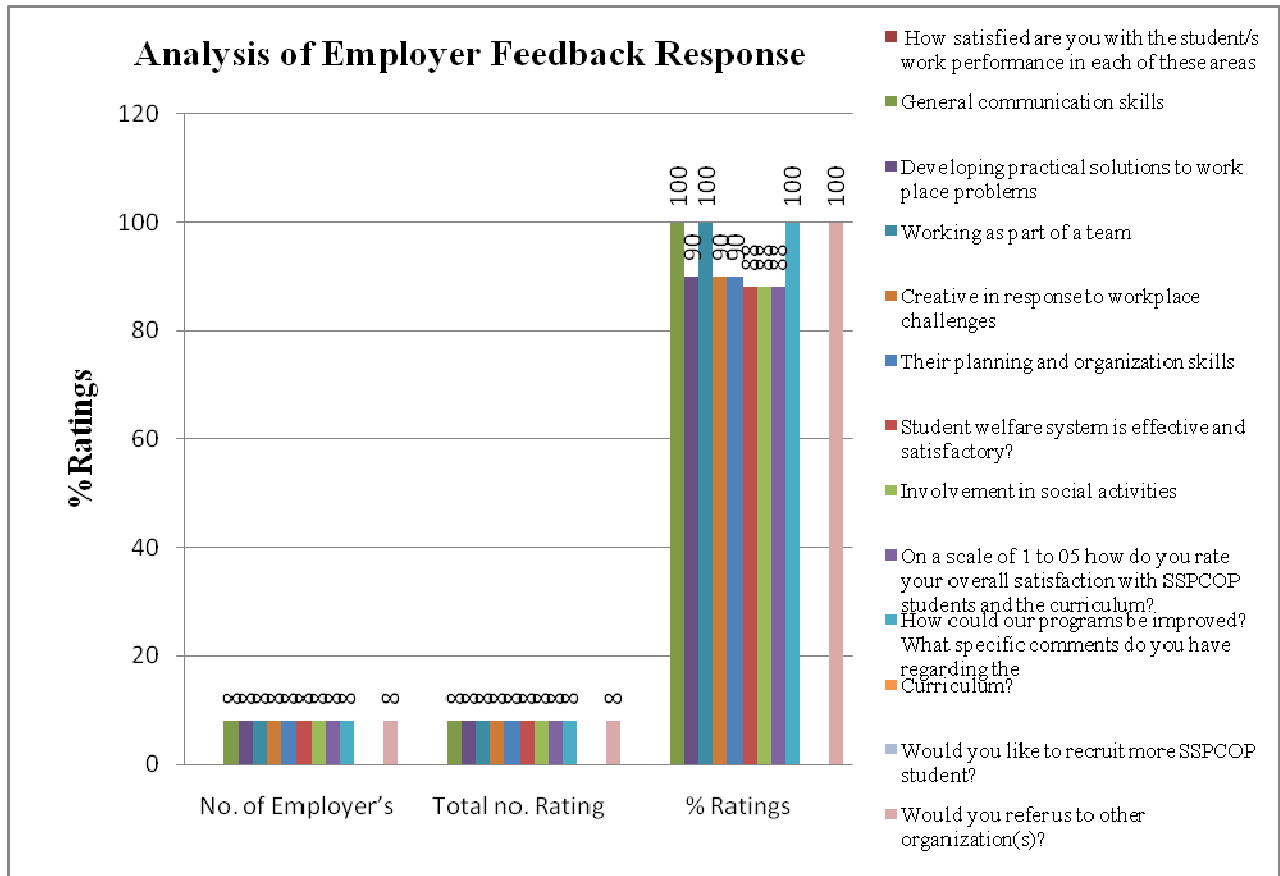
Tick the number that best describes your level of satisfaction at each question: 5 – Very Happy, 4 - Happy
 3 - Satisfied, 2- Not satisfied, 1 – Far from Satisfied.

Sr. No.	Features	5	4	3	2	1			
Q.1 How satisfied are you with the student/s work performance in each of these areas									
1	General communication skills	✓							
2	Developing practical solutions to work place problems	✓							
3	Working as part of a team	✓							
4	Creative in response to workplace challenges	✓							
5	Their planning and organization skills	✓							
6	Student welfare system is effective and satisfactory?	✓							
7	Involvement in social activities	✓							
Q.2 On a scale of 1 to 10 how do you rate your overall satisfaction with SSPCOP students and the curriculum?									
1	2	3	4	5	6	7	8	9	10
If you were dissatisfied with any aspect, please comment further:									
—									

Tabular Analysis of Employer Feedback Response

Sr. No.	Attributes	No. of Employer's	Total no. Rating	Average Rating	% Ratings
1.	How satisfied are you with the student/s work performance in each of these areas				
A	General communication skills	8	8	5.0	100 %
B	Developing practical solutions to work place problems	8	8	4.5	90 %
C	Working as part of a team	8	8	4.5	100 %
D	Creative in response to workplace challenges	8	8	4.5	90 %
E	Their planning and organization skills	8	8	4.5	90 %
F	Student welfare system is effective and satisfactory?	8	8	4.4	88 %
G	Involvement in social activities	8	8	4.4	88 %
2.	On a scale of 1 to 05 how do you rate your overall satisfaction with SSPCOP students and the curriculum?	8	8	4.4	88 %
3.	How could our programs be improved? What specific comments do you have regarding the Curriculum? Would you like to recruit more SSPCOP student?	8	8	5.0	100 %
4.	Would you refer us to other organization(s)?	8	8	5.0	100 %
*	Average of All Ratings	93.4 %			

Graphical Analysis of Employer Feedback Response Evaluation



OBSERVATION AND ACTION TAKEN FROM ABOVE ANALYSIS

Analysis Report on the Employers' Feedback Received

We have received feedback from 08 numbers of Employers' through offline process.

Average Rating of Employers' Feedback Response found to be at 93.4 % Scale for Opinion of Employers' found to be 80.37% at Rank A (100-80).

The following are the observations on Employers' Feedback

1. Internships/Project works have to be increased to gain actual knowledge of work place.
2. Syllabi be made more interesting and relevant as per the requirement of the industry.
3. Need to be filled Academic loss of students due to pandemic especially practical techniques.
4. Need to improve Communication skill.

Action taken against Feedback

1. Arranged industrial visits and Training compulsory minimum for one month with college's official permission.
2. By using demonstrations and smart learning tools Syllabi made more interesting and relevant and easier for students.
3. Repeated practical's of previous one by utilizing free weekly half sessions of students.
4. Started Language lab facility for communication skill development.

5. STUDENTS FEEDBACK ON FACILITIES

Category: Students Feedback on Facilities

Total number of recorded feedback: 584

Total number of questions attempted: 11

Feedback Type: Offline

Screen Shot of Feedback Submission

B) ADMINISTRATION

1 -Not Satisfactory 2- Satisfactory 3- Good 4- Very Good 5- Excellent

Sr. No.	Attributes	Give Rating (out of 5)
1	Admin	5
2	Student section	5
3	Exam section	4
4	Housekeeping	5
5	Infrastructure	4
6	General Facilities	5

c) LIBRARY

Sr. No.	Attributes	Give Rating (out of 5)
1	Library Resources	5
2	Library Services	4
3	Library Staff	4

D) TRAINING AND PLACEMENT

Sr. No.	Attributes	Give Rating (out of 5)
1	Faculty/ Institute Efforts towards Recruitment	5
2	Training / Internship / Guest Lectures / Industrial Visits	4

Any other suggestions:

arrange the sports activities

Tabular Analysis of Students Feedback on Facilities Response

A) ADMINISTRATION

1 -Not Satisfactory 2- Satisfactory 3- Good 4- Very Good 5- Excellent

Sr. No.	Attributes	No. of Students	Total Rating	Average Rating	% Ratings
1.	Admin	543	444	4.67	92 %
2.	Student section	543	423	4.45	88 %
3.	Exam section	543	441	4.64	92 %
4.	Housekeeping	543	439	4.6	92 %
5.	Infrastructure	543	436	4.58	90 %
6.	General Facilities	543	434	4.56	90 %
*	Average of All Ratings		4.5		90 %

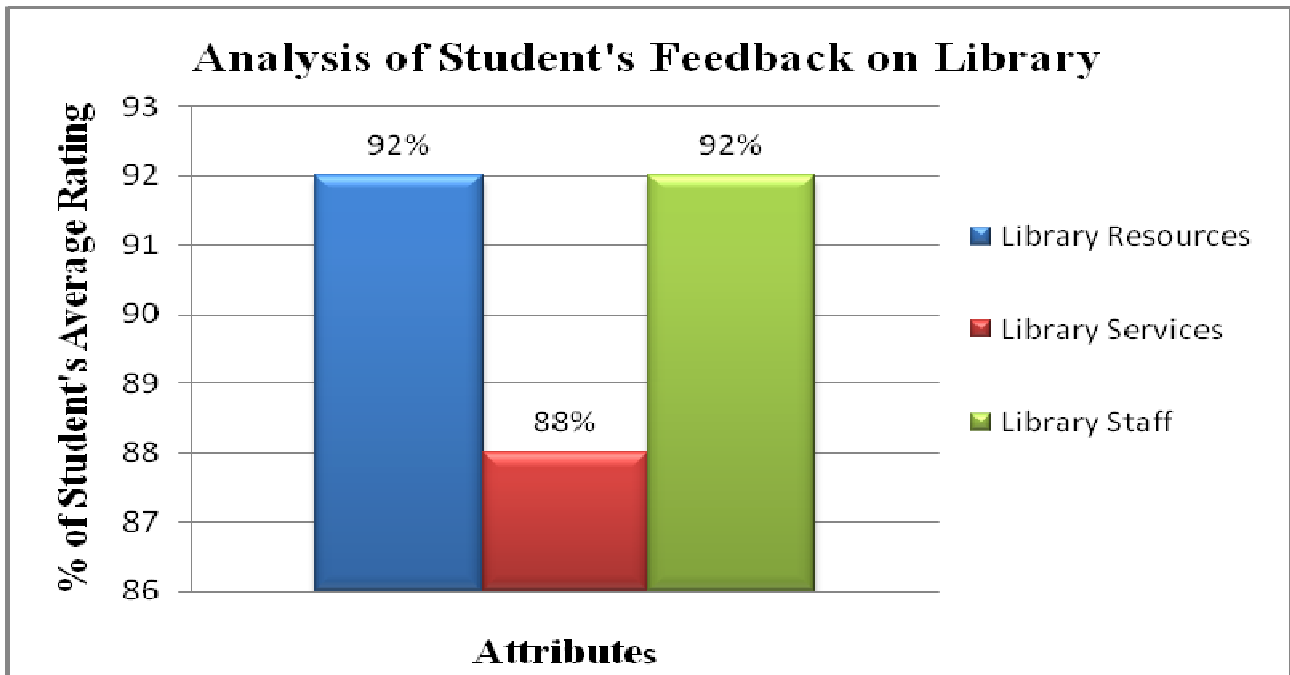
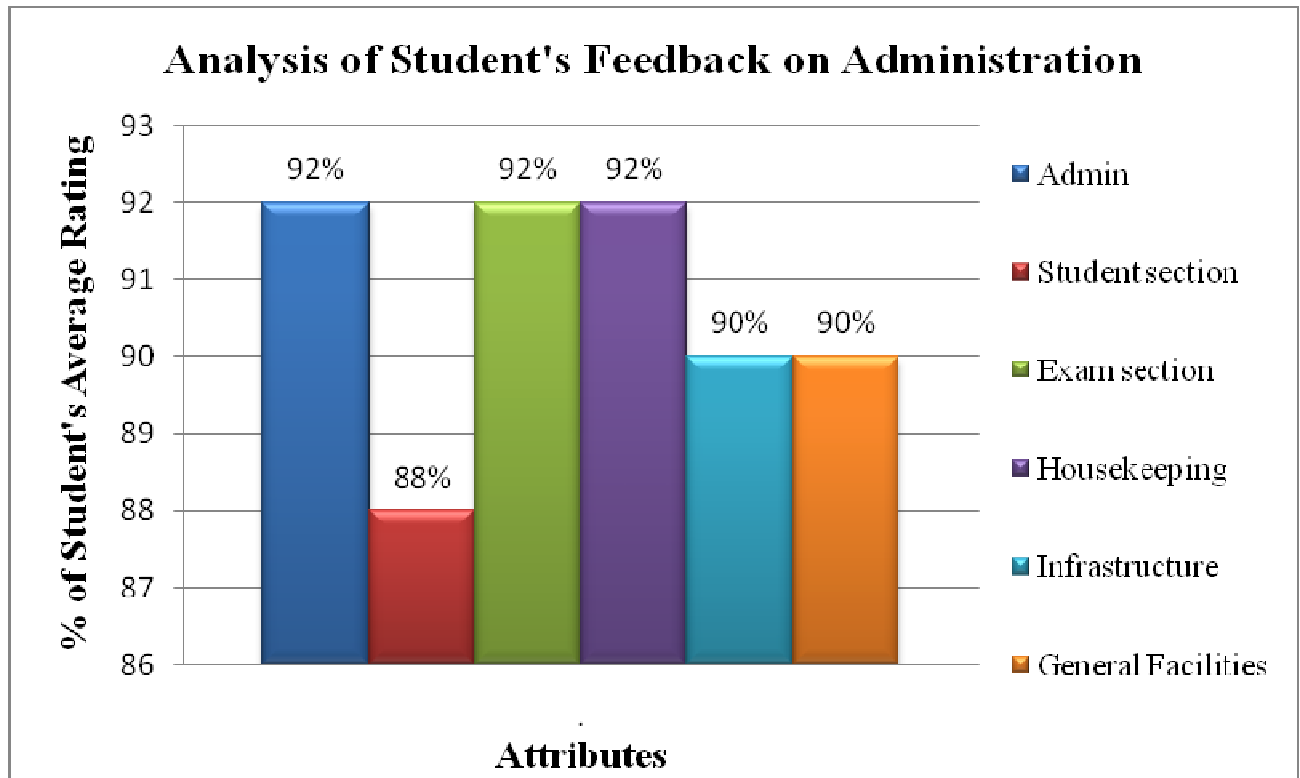
B) LIBRARY

Sr. No.	Attributes	No. of Students	Total Rating	Average Rating	% Ratings
1.	Library Resources	543	445	4.68	92 %
2.	Library Services	543	421	4.43	88 %
3.	Library Staff	543	441	4.64	92 %
*	Average of All Ratings		4.5		90 %

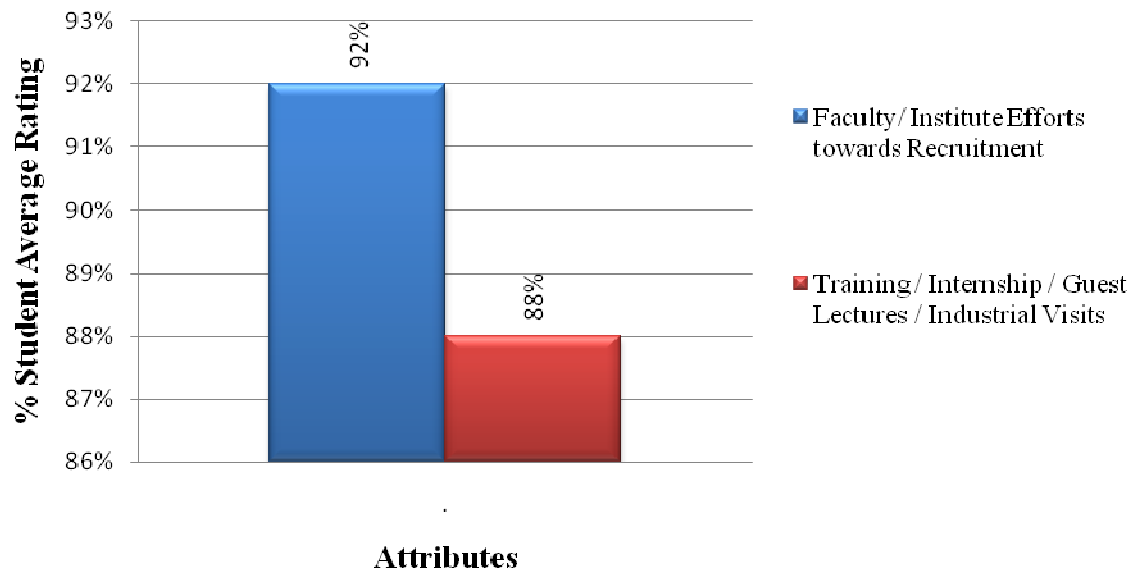
C) TRAINING AND PLACEMENT

Sr. No.	Attributes	No. of Students	Total Rating	Average Rating	% Ratings
1.	Faculty/ Institute Efforts towards Recruitment	543	450	4.7	92 %
2.	Training / Internship / Guest Lectures / Industrial Visits	543	447	4.7	88 %
*	Average of All Ratings		4.7		93.1 %
Mean of all above three tables					91.06 %

Graphical Analysis of Students Feedback Response for Facilities Evaluation



Analysis of Student's Feedback on Training and Placement



OBSERVATION AND ACTION TAKEN FROM ABOVE ANALYSIS

Analysis Report on the Students' Feedback on Facilities Received

We have received feedback from 543 numbers of Teachers' through offline process.

Average Rating of students' Feedback for infrastructure Response found to be at 79.05 %Scale for Opinion of Students' found to be at 91.06% Rank A(100-80).

The following are the observations on Students' Feedback on Facilities

1. Boys common room required.
2. Give ppts and notes in soft word formats.
3. Well maintained cultural events in college premises.

Action taken against Feedback

1. Reopened boys common room which was remained close since one year due to mischievous behavior of some boys under strict observation
2. Subject wise uploaded on blogs.
3. Well maintained cultural events Arranged like fresher's Party, Annual gathering, Farewell in college premises.

6. GRADUATE EXIT SURVEY

Category: Graduate Exit Survey

Total number of Employer recorded feedback: 68


Total number of questions attempted: 10

Feedback Type: Offline

Screen Shot of Feedback Submission

2017-18

ISO 9001:2008 Certified & NBA Accredited B.Pharm Course


Mahatma Gandhi Shikshan Mandal's
SMT. SHARADCHANDRIKA SURESH PATIL COLLEGE OF PHARMACY
Chopda Tal. Chopda Dist. Jalgaon, Maharashtra- 425 107

STUDENT'S EXIT SURVEY
Academic Year 2017-18

Student's Name	Badgurias Nareesh Anil					
Roll No.	01					
Address	Om Nagar Exundol					
Contact No.	-					
E-mail ID	-					
Sr.No	Questionnaire	5	4	3	2	1
1	How much you satisfied with the facilities provided by the Institute?			✓		
2	How much technical know-how (both in Theory and practical) you gained at this Institute?				✓	
3	Academic activities taken by the institute to improve your technical knowledge useful in overall growth?				✓	
4	How much your grievances (if any) handled promptly and properly by the Institute authorities?				✓	
	Level of workshops/conferences/seminar/Industrial Visits/ Quality Improvement Programs organized by the department?			✓		
6	Carrier Guidance provided by the Institute?				✓	
7	Personality Development Opportunities?			✓		
8	Campus Recruitment held at Institute?			✓		
9	Students Club Activities held at Institute?				✓	

Any other suggestions: _____

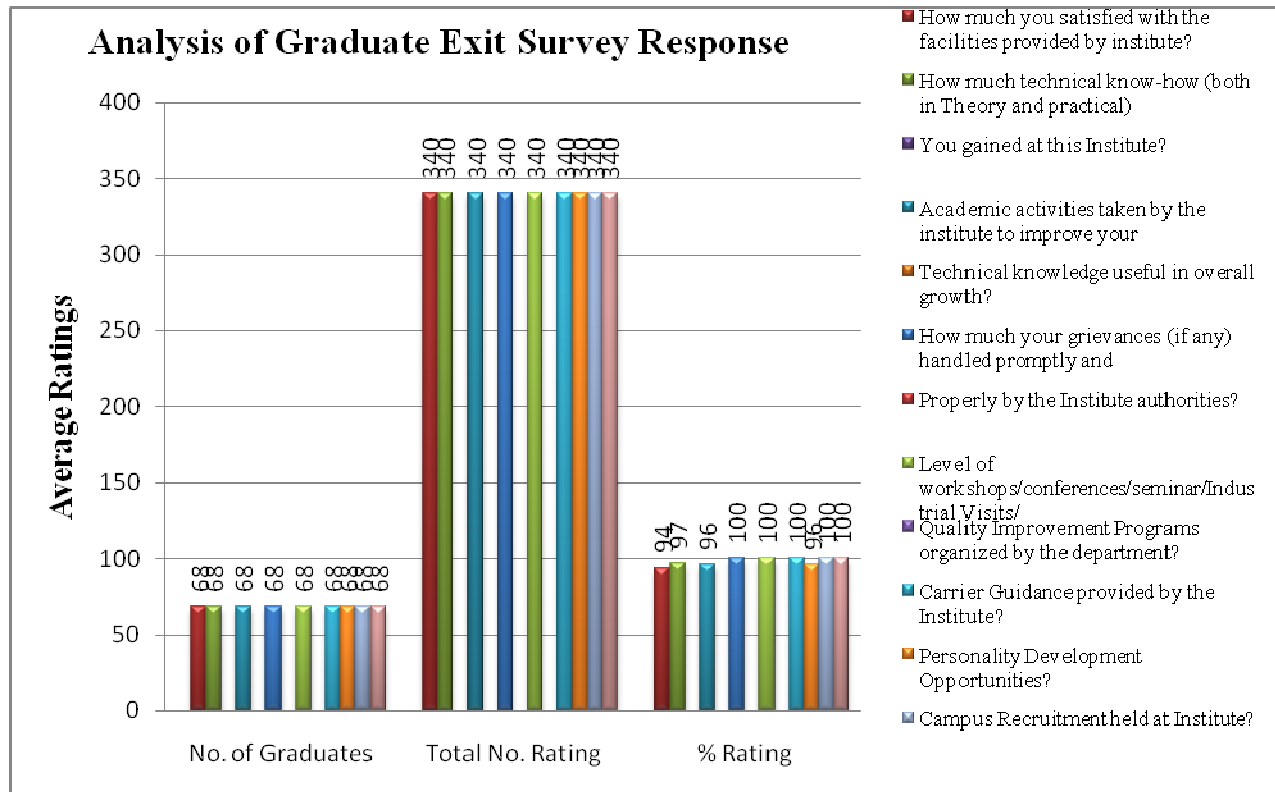
Note:

5 - Outstanding 4 - Excellent 3 - Very Good 2 - Good 1 - Average

Tabular Analysis of Graduate Exit Survey Response

Sr. No.	Attributes	No. of Graduates	Total No. Rating	Average Rating	% Ratings
1	How much you satisfied with the facilities provided by institute?	68	340	4.3	94 %
2	How much technical know-how (both in Theory and practical) You gained at this Institute?	68	340	4.5	97 %
3	Academic activities taken by the institute to improve your Technical knowledge useful in overall growth?	68	340	4.5	96 %
4	How much your grievances (if any) handled promptly and Properly by the Institute authorities?	68	340	5.0	100 %
5	Level of workshops/conferences/seminar/Industrial Visits/ Quality Improvement Programs organized by the department?	68	340	5.0	100 %
6	Carrier Guidance provided by the Institute?	68	340	5.0	100 %
7	Personality Development Opportunities?	68	340	4.7	96 %
8	Campus Recruitment held at Institute?	68	340	5.0	100 %
9	Students Club Activities held at Institute?	68	340	5.0	100 %
10	Any suggestion	Recorded			
*	Average of All Ratings	98.11 %			

Graphical Analysis of Graduate Exit Survey Response Evaluation



OBSERVATION AND ACTION TAKEN FROM ABOVE ANALYSIS

Analysis Report on the Graduate Exit Survey

We have received feedback from 68 numbers of Students' through offline process.

*Average Rating of students' Feedback for Graduates Exit Survey found to be at **98.11 %**Scale for Opinion of students' found to be at Rank A (100-80).*

The following are the observations on Graduate Exit Surveys' Feedback

1. Need to increase availability of books in library.
2. Request to update teaching and learning tools.
3. Make available drinking water.

Action taken against Feedback

1. Arranged More Books for students by ordering new books.
2. Updated advance learning process in form of e-learning
3. Done with drinking water facility.

7. ALUMNI FEEDBACK

Category: Alumni Feedback

Total number of Alumni recorded feedback: 68

Total number of questions attempted: 07

Feedback Type: Offline

Screen Shot of Feedback Submission

ISO 9001:2008 Certified & NBA Accredited B. Pharm Course

Mahatma Gandhi Shikshan Mandal's
Smt. Sharadchandrika Suresh Patil College of Pharmacy
Chopda-425107 Dist Jalgaon (M S), India
Phone / Fax No - +91-2586-222366/223150 E-mail-bpharmchopda@yahoo.com

(Affiliated to North Maharashtra University, approved by Govt. of Maharashtra, AICTE and Pharmacy Council of India)

Dr. Suresh G. Patil Founder President Adv. Sandeep S. Patil President Dr. G. P. Vadnere Principal

ALUMNI FEEDBACK FORM

B. Pharmacy/M. Pharmacy

We would like to place on record that your co-operation and support has contributed on small measure for this achievement.

We shall very much appreciate and be thankful if you can spare some of your valuable time to fill up this feedback form and give your valuable suggestion for further improvement of the institute.

Name of Alumni	Lokhande Krushna Nina
Course underwent	B Pharmacy
Year of Passing	2017-2018
Email Id	
Contact No.	
Higher Education	
Current Employment and Duration	
Previous Employment and Duration	

May we request your view on the following?
Please Tick

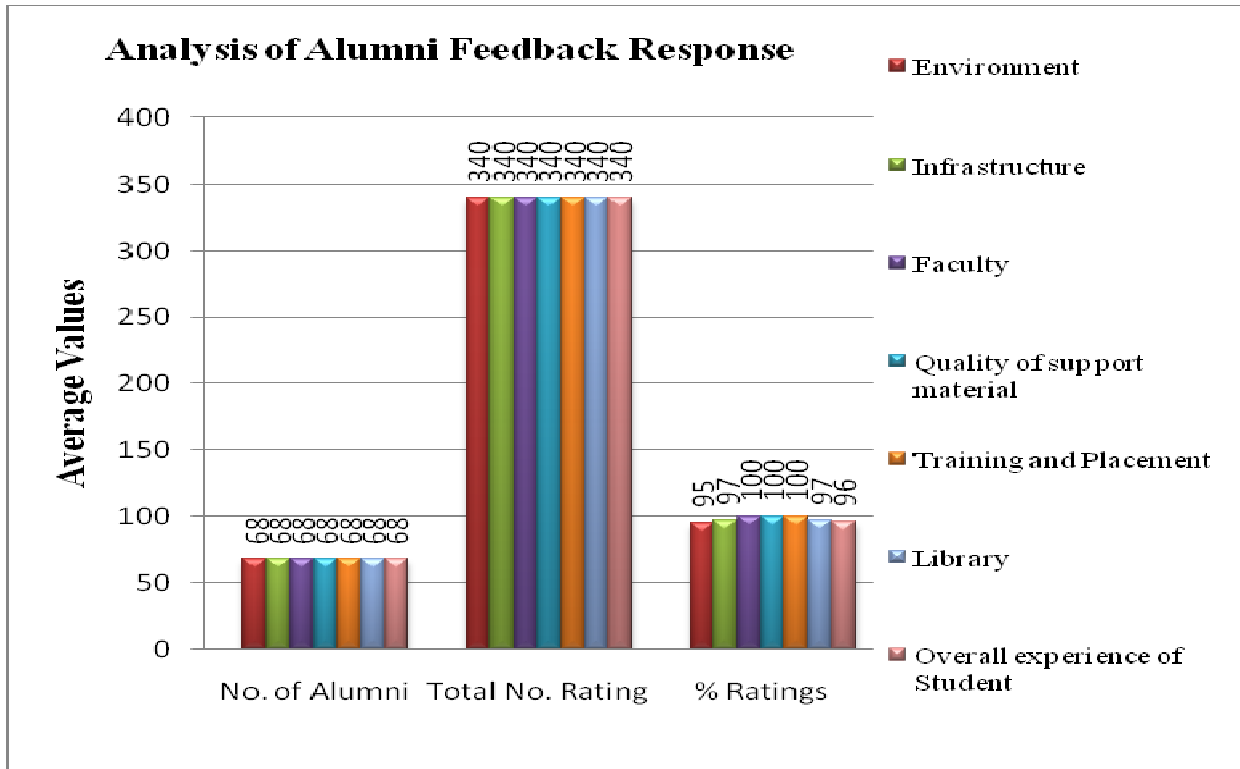
Attributes	Excellent	Very Good	Good	Average	Poor
Environment		✓			
Infrastructure	✓				
Faculty			✓		
Quality of Support Material	✓				
Training and Placement		✓			
Library	✓				
Overall Experience as a Students		✓			

K. N. Lokhande
Signature

Tabular Analysis of Alumni Feedback Response

Sr. No.	Attributes	No. of Alumni	Total No. Rating	Average Rating	% Ratings
1.	Environment	68	340	4.4	95 %
2.	Infrastructure	68	340	4.5	97 %
3.	Faculty	68	340	5.0	100 %
4.	Quality of support material	68	340	5.0	100 %
5.	Training and Placement	68	340	5.0	100 %
6.	Library	68	340	4.5	97 %
7.	Overall experience of Student	68	340	4.7	96 %
8.	Any suggestion	Recorded			
*	Average of All Ratings	97.85 %			

Graphical Analysis of Alumni Feedback Response Evaluation



OBSERVATION AND ACTION TAKEN FROM ABOVE ANALYSIS

Analysis Report on the Alumni Feedback

We have received feedback from 68 numbers of Students'' through offline process.

Average Rating of Alumni feedback Response found to be at 97.85 % Scale for Opinion of Alumni's found to be at Rank A (100-80).

The following are the observations on Alumni Feedback

1. Please improve quality of cleaning of the college.
2. Instrumental knowledge to students.
3. Sitting facility in pharmacognosy lab.

Action taken against Feedback

1. Improved quality of cleaning using advance tools in the college.
2. Provided instrumental knowledge to student using training sessions with collaboration of Shree Clinical Laboratory PVT. LTD.
3. Arranged tables in lab.

8. STAKEHOLDERS FEEDBACK

Category: Stakeholders Feedback

Total number of Employer recorded feedback: 06

Total number of questions attempted: 10

Feedback Type: Offline

Screen Shot of Feedback Submission

ISO 9001:2008 Certified & NBA Accredited B.Pharm Course



Mahatma Gandhi Shikshan Mandal's
SMT. SHARADCHANDRIKA SURESH PATIL COLLEGE OF PHARMACY
Chopda Tal. Chopda Dist. Jalgaon, Maharashtra- 425 107

STAKEHOLDER FEEDBACK FORM

ACADEMIC YEAR 2017-2018

STAKEHOLDER NAME: Mr. Anil Vispute

ORGANIZATION: Shree Reliable Services Jalgaon

PHONE NO.: _____

MOBILE NO. _____

NOTE: Smt. Sharadchandrika Suresh Patil College of Pharmacy, Chopda strives to provide education as per the changing needs of society and Students. Parents are important stakeholders of education, therefore their satisfaction is important to us. Parents are requested to give their feedback on the following features/facilities college is providing to their ward. Please rate each feature and assign numbers according to the following response scheme.

Sr. No.	Features	5	4	3	2	1
1	This organization has a clear mission, vision, and goals.	✓				
2	Are you interested to explore more about the work of this organization?		✓			
3	Do you understand your role in this organization?	✓				
4	Do you think that this organization helps the employee to perform well?		✓			
5	Do you think this organization is credible and accountable?			✓		
6	Do you get any advantages or benefits in working with this organization?		✓			
7	Student welfare system is effective and satisfactory?		✓			
8	Is various training programmes, cocurricular and extracurricular activities are sufficient?			✓		
9	Is institute incorporates moral and professional ethics?	✓				

Any other suggestions: _____

STAKEHOLDER SEAL AND SIGNATURE

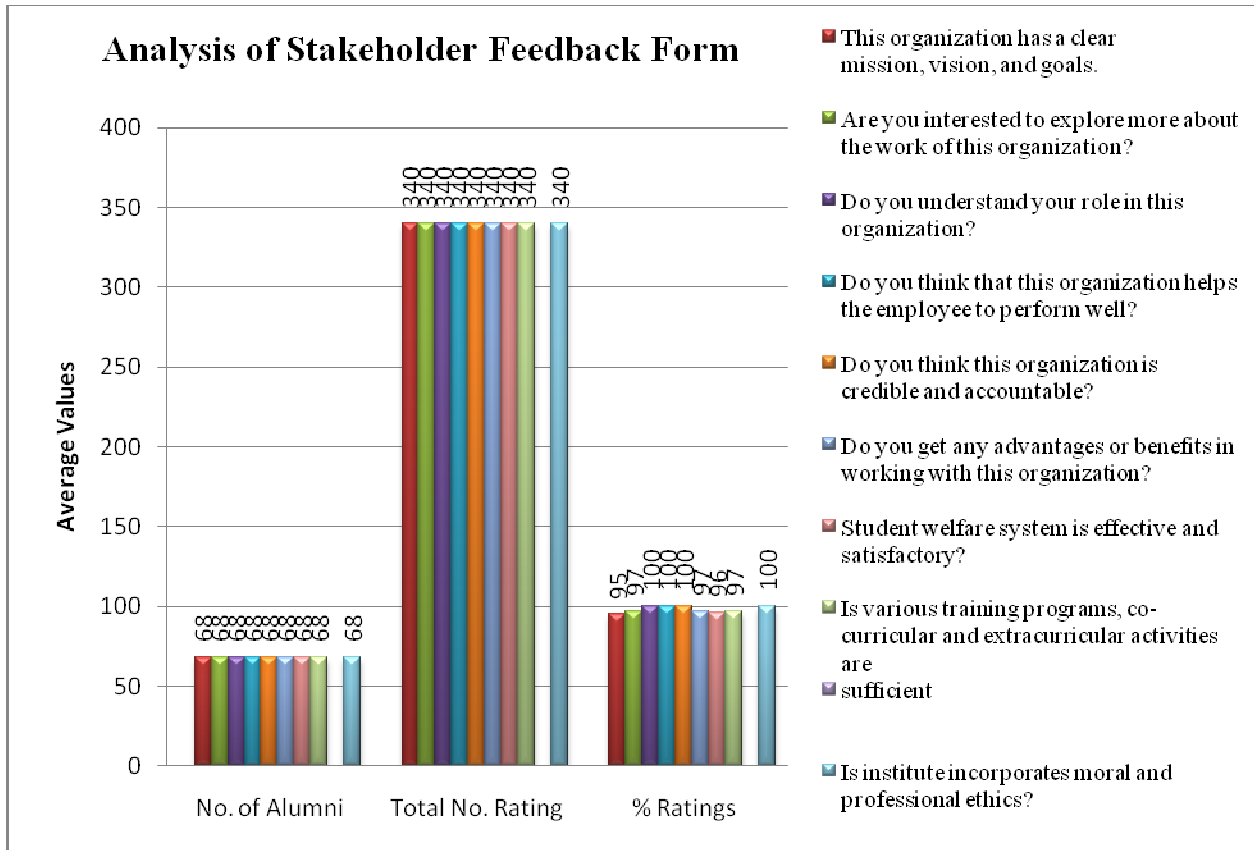
Note:

5 - Outstanding 4 - Excellent 3 - Very Good 2 - Good 1 - Average

Tabular Analysis of Stakeholder Feedback Form Response

Sr. No.	Attributes	No. of Alumni	Total No. Rating	Average Rating	% Ratings
1.	This organization has a clear mission, vision, and goals.	68	340	4.4	95 %
2.	Are you interested to explore more about the work of this organization?	68	340	4.5	97 %
3.	Do you understand your role in this organization?	68	340	5.0	100 %
4.	Do you think that this organization helps the employee to perform well?	68	340	5.0	100 %
5.	Do you think this organization is credible and accountable?	68	340	5.0	100 %
6.	Do you get any advantages or benefits in working with this organization?	68	340	4.5	97 %
7.	Student welfare system is effective and satisfactory?	68	340	4.7	96 %
8.	Is various training programs, co-curricular and extracurricular activities are sufficient	68	340	4.5	97 %
9.	Is institute incorporates moral and professional ethics?	68	340	5.0	100 %
10.	Any suggestion	Recorded			
*	Average of All Ratings	98.00 %			

Graphical Analysis of Stakeholder Feedback Response Evaluation



OBSERVATION AND ACTION TAKEN FROM ABOVE ANALYSIS

Analysis Report on the Stakeholders Feedback Form Response

We have received feedback from 06 numbers through offline process.


Average Rating of Stakeholders feedback form Response found to be at 98.0 % Scale for Opinion of Stakeholders ' found to be at Rank A (100-80).

The following are the observations on Stakeholders Feedback

1. To take disciplinary action about attendance of students.
2. To provide little more attention to enhance practical knowledge of students.

Action taken against Feedback

1. Designed attendance reporting to parents as a disciplinary action about attendance of students.
2. More potentially focused on students to enhance practical knowledge.



Dr. S. S. Mahajan
(Coordinator, IQAC)



Dr. A. V. Patil
(Academic In charge)



Dr. G. P. Vadnere
(Principal)



PRINCIPAL
Mahatma Gandhi Shikshan Mandal's
Smt. Sharadchandrika Suresh Patil
College of Pharmacy,
Chopda Dist. Jalgaon (M. S.)